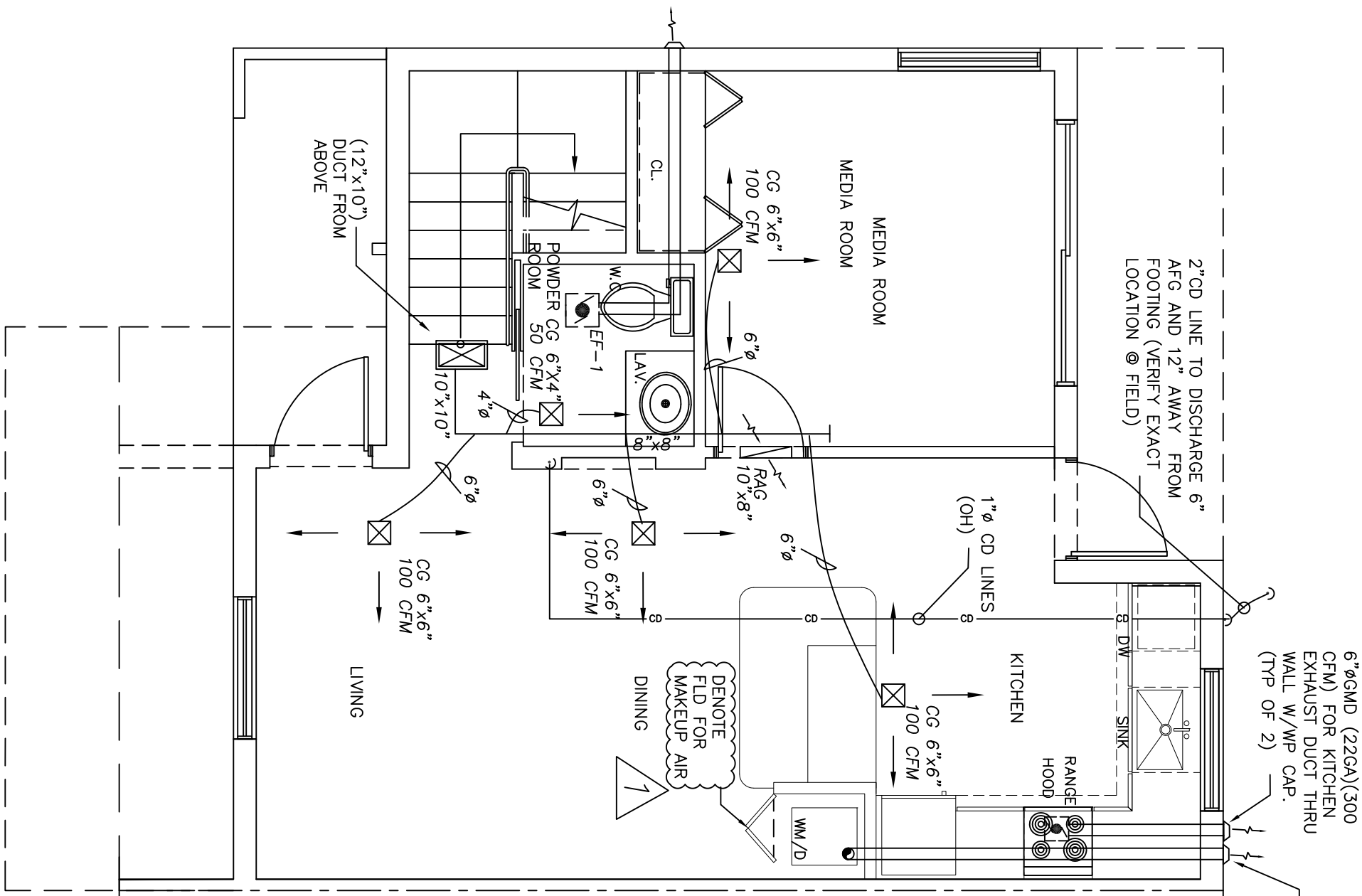
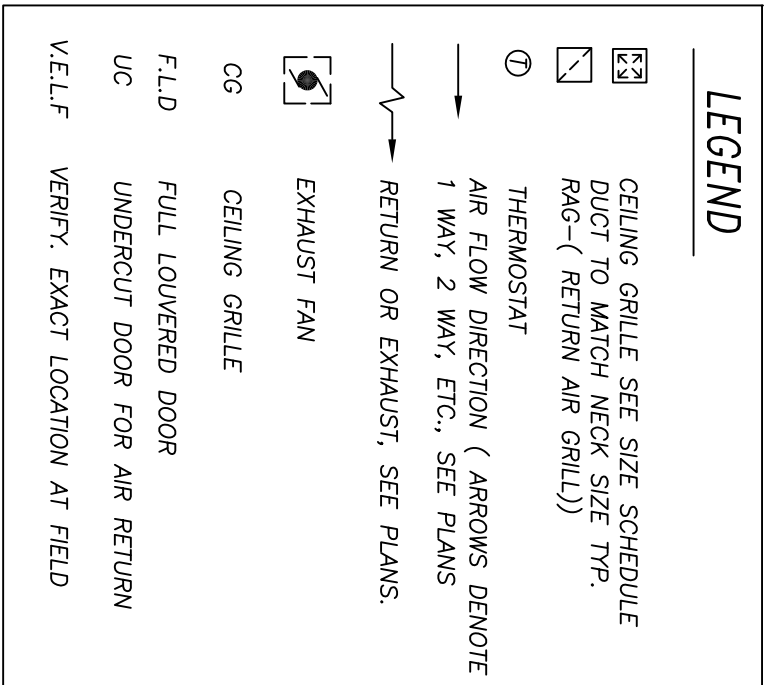
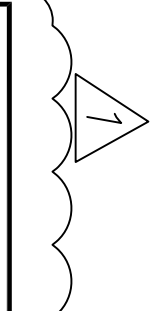


1. Contractor shall furnish all labor, materials and equipments for a complete H.V.A.C. system in accordance with these drawings following publications: Code 2017 and the latest edition of the (O.M.S.B.) Mechanical Refrigeration (b) NAPA Pamphlets 904 & 921 (c) SHOCK (d) ASHRAE.
2. Provide all air conditioning, ductwork to be 18" x 12" standard duty galvanized sheet metal, 14" x 14" standard duty galvanized sheet metal for register braced when in unoccupied space, and 3/4" standard duty galvanized sheet metal for ductwork in occupied space. All joints on the top be brazed. All conditioned space or room spaces on the top be braced.
3. Confirm duct size shown are not free area inside.
4. Confirm duct size shown are not free area inside.
5. Provide all air devices (diffusers, registers and grilles) to be of all aluminum construction, with exposed surface chemically treated to receive paint to match color of R/C Ductile or approved equal.
6. Provide tapered blade dampers of all diffusers and registers.
7. Provide thermostat to be combination cooling / heating with system gas / Auto / Heat / Off and fan / On, auto sensing switches.
8. Insulation shall be provided for ductwork with 1/2" armalux.
9. Filters must also be replaced prior to final acceptance by owner. Filters must also be replaced prior to final acceptance by owner.
10. General contractor is to hire an independent Test and Balance company, which shall provide 3 sets of the report sign and sealed by the professional Engineer from the company prior of acceptance of work, if required.
10. Method of installation is to provide handrail at all changes of direction and to provide handrail to all quarters shaft, have extraction of smoke and shall be installed in accordance with the applicable regulations of Singapore.

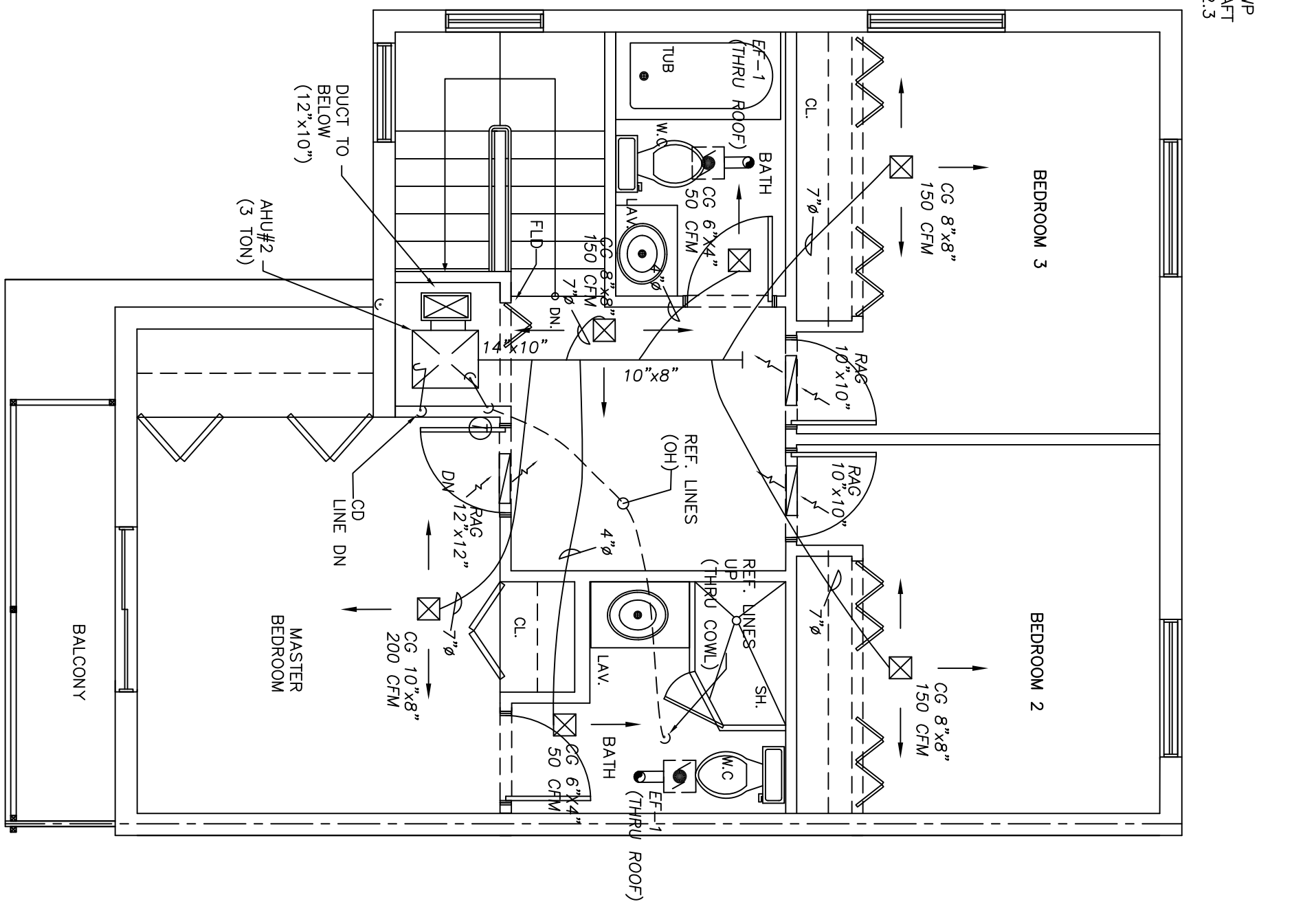
EXAMINATION CONTRACT DOCUMENTS AND SITE OF WORK: THE BIDDER IS REQUIRED, BEFORE SUBMITTING HIS PROPOSAL, TO VISIT THE SITE OF THE PROPOSED WORK AND TO BE AWARE OF THE EXISTING CONDITIONS OF THE PROJECT, INCLUDING, BUT NOT LIMITED TO, ANY LOCAL CONDITIONS THAT MAY IN ANY MANNER AFFECT THE WORK TO BE DONE, AND EQUIPMENT, MATERIALS AND LABOR REQUIRED THEREFORE. SINCE THE WORK INVOLVES NEW AND/OR EXISTING BUILDINGS, SYSTEMS AND EQUIPMENT, SPECIAL CONSIDERATION SHALL BE GIVEN TO THE EXISTING CONDITIONS OF THE PROJECT, INCLUDING, BUT NOT LIMITED TO, STRUCTURES FAMILIAR TO HIMSELF, WITH ALL EXISTING CONDITIONS, SLIGHT VARIATION OF ROUTINE AND/OR CONSTRUCTIONS THESE VARIATIONS ARE ANTICIPATED BY THIS CONTRACTOR TO AVOID CONFLICTS WITH OTHER THINGS. THESE WARRANTIES ARE EXPRESSLY INCLUDED AS PART OF THE CONTRACT. THE CONTRACTOR WILL IN NO WAY RELIEVE HIM OF THE OBLIGATIONS AND RESPONSIBILITY ASSUMED UNDER THIS CONTRACT.

FAN-COLL															
DESIGNATION	COTN	METHU	ENTERING F		ELECTRICAL DATA						REF	OBS			
			TOTAL	SENSIBLE	WB	DB	VOLTS	PHASES	HVNG	KW		WIRE	FUSES	MAN/FAC.	UNIT
AH-1(2.57)	1000	30.0	22.5	67	80	240	1	5	23	30	TRANE	TEMMAC/C36H/5	3/8	7/8	1
AH-2(37)	1200	36.4	27.1	67	80	240	1	7.5	32	40	TRANE	TEMMAC/C25V/5B	3/8	3/4	1

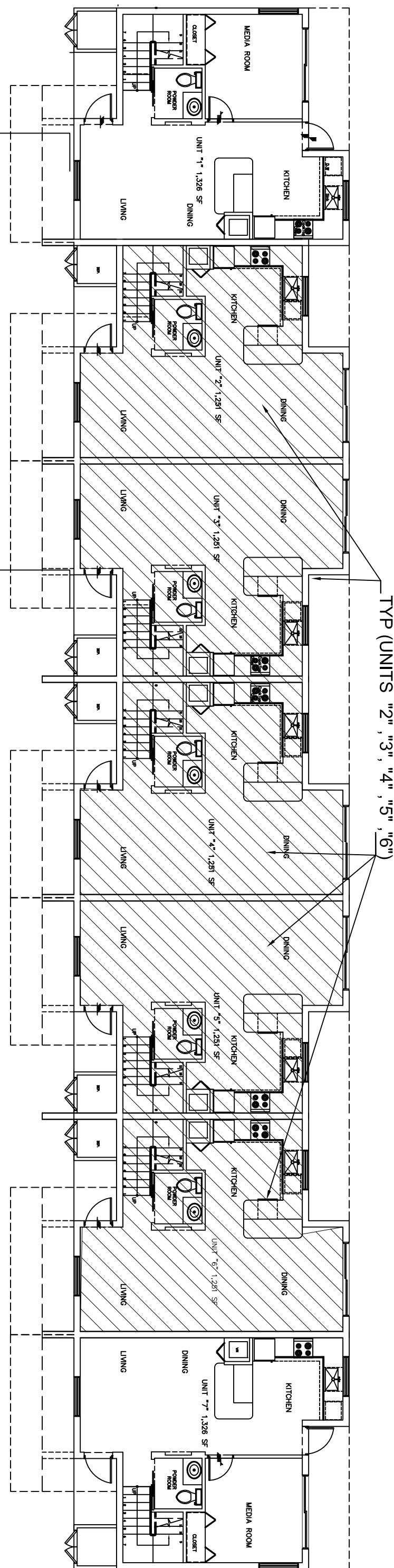
CONDENSING UNIT								
DESIGNATION	TEMP. ENT. CONDENSER	ELECTRICAL DATA				REF. UNIT	OPS. OR SEER	AREA SERVED
	MAT'Y	VOLTS	PHASES	WIRE AMP'S	FUSES	MANUF'G.		
CU-1(2,37)	30.0	95	1	25	30	TRANE	17.0	SHOWN
CU-2(37)	36.4	95	1	25	30	TRANE	17.0	SHOWN



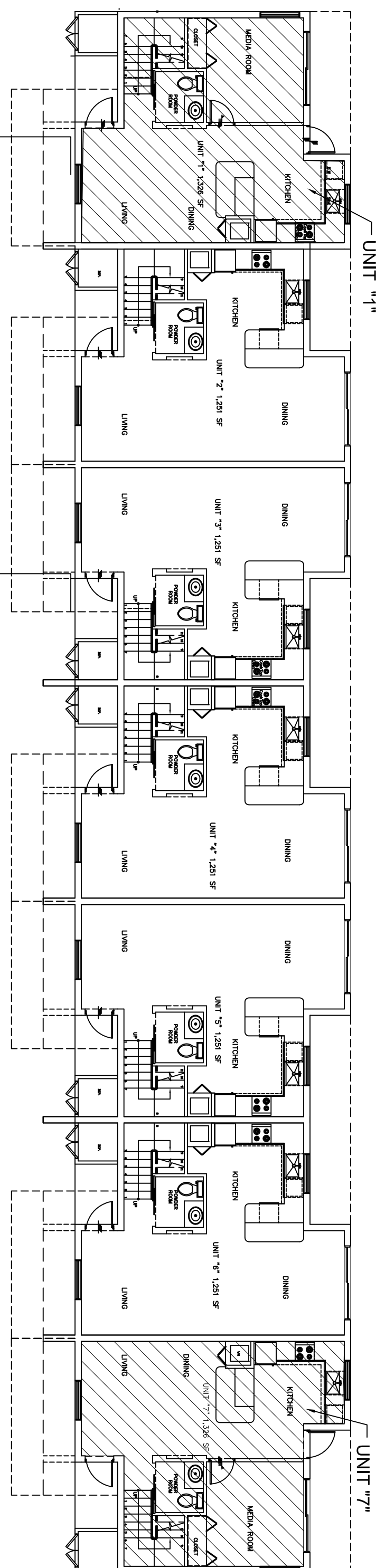
GROUND FLOOR PLAN -CORNER
TYP (UNITS "1" , "7")



SECOND FLOOR PLAN - CORNER
TYP (UNITS "1", "7")

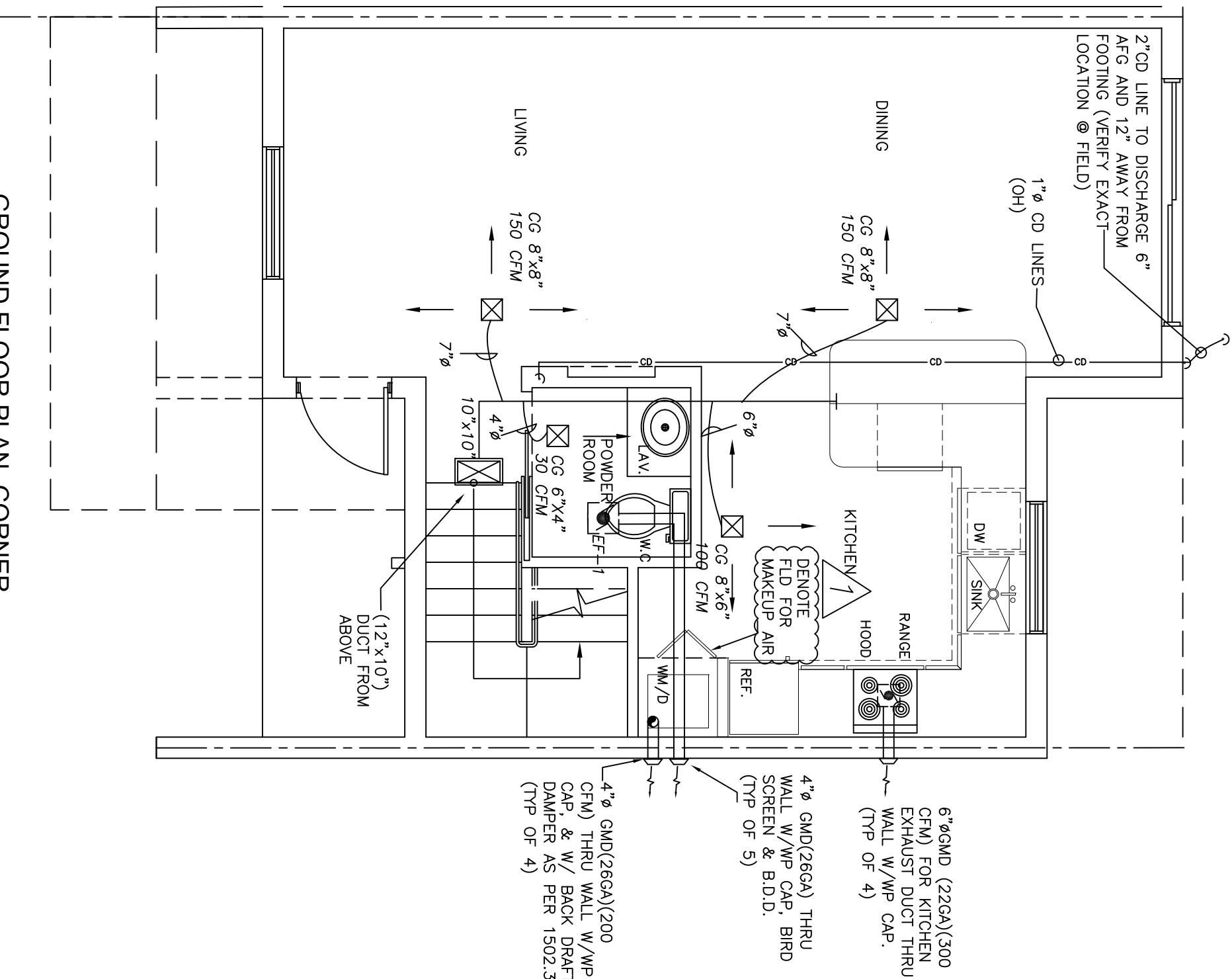


KEY PLAN - 7UNIT - BLDG #2

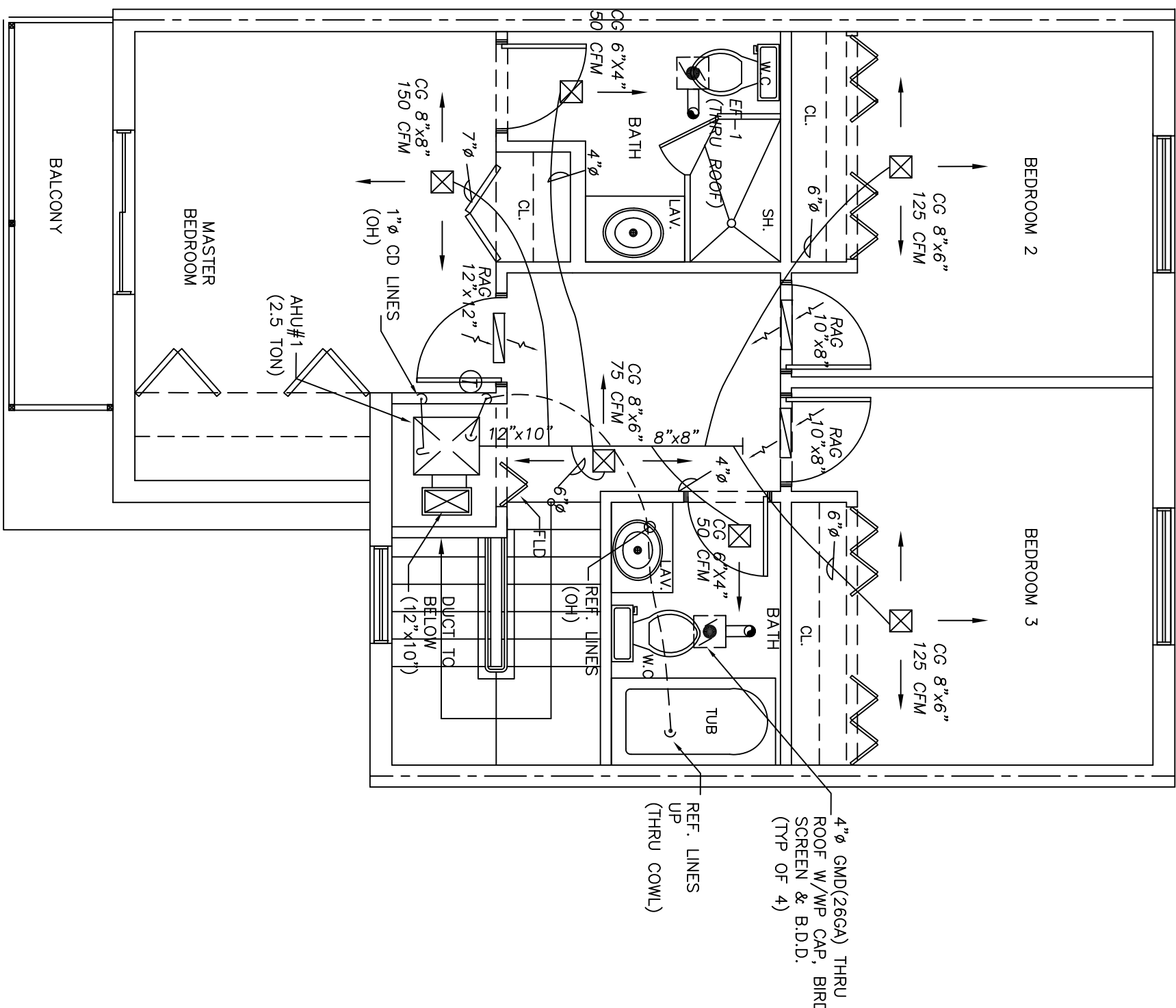


KEY PLAN - 7UNIT - BLDG #2

SCALE: 1/4"= 1'-0"



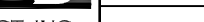
GROUND FLOOR PLAN - CORNER
TYP (UNITS "2", "3", "4", "5", "6")



SECOND FLOOR PLAN -CORNER
TYP (UNITS "2" , "3" , "4" , "5" , "6")

Revisions
02.01.19 1ST ISSUE
08.23.19 B.D.C

PROPOSED NEW BLDG #2 (7 UNITS)
THE VILLAGES AT MIAMI GARDENS
3400 NW 191st STREET
MIAMI GARDENS, FL. 33056-2936

Seal	Job No.		JCD ARCHITECT, Inc. JUAN C. DAVID R.A. # 0015344 Design & Development LEED ACCREDITED PROFESSIONAL			
AA-26001	Date		Architecture	Interiors	Planning	Construction
Sheet No.	Scale	SHD	1385 Coral Way, Suite 404 • Miami, Florida 33145 • Phone: (305) 285-4343 • Fax: (305) 285-4330			

Miami-Dade County Department of Regulatory and Economic Resources - Full Copy
 3419015714 / 1/14/2019 12:22:58 PM
 3419015714

Miami Dade County Department of Records
3419015714 - 11/14/2019 12:22:38 PM
M. 1.00312010-45

Decisions are subject to modification, or changes as required by actual measurements, standard industry practices in light of existing structural and other conditions, materials, bids, codes and the like. These items are and shall remain the property of MacQuaid and shall not be sold or reproduced without its prior written consent. MacQuaid shall be notified of any changes and/or actual measurements, etc., as discussed prior to submission of any change for bid or construction.